
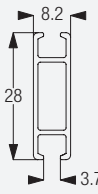



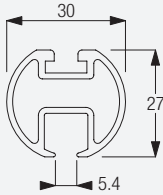

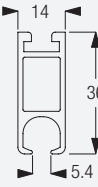


Room Divider/Cubicle/ Shower Rail Systems



Application Chart

Specification	Profile		Features / Options		Fitting Options			Fitting Surfaces				
	Profile Number	Dimensions in mm	Gliding Channel (mm)	Standard Bending Radius (mm)	Safety Device Option	Shower Rail only	Ceiling Fix	Wall Fix	Fitting with Hanger Rods	Wood	Concrete	Suspended ceiling
 kg	1085		3.7	200	●		●	●		●	●	●
 kg	6101		5.4	200			●	●	●	●	●	●
 kg	6103		5.4	300			●	●	●	●	●	●
 kg	6101		5.4	300	●		●	●		●	●	●


System


1085


6100


6103

6650

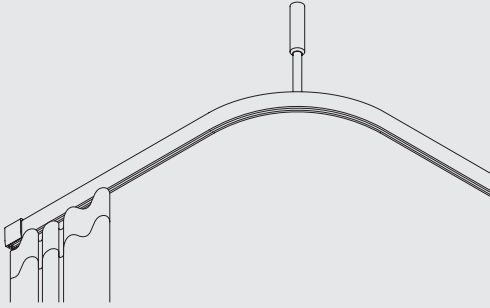
 Sliding panel systems can also be used for room dividing. Please refer to the Sliding Panel Systems section of the catalogue for further information.

 kg Light-weight applications

 kg Medium-weight applications

 kg Heavy-duty applications

Standard shapes and sizes as shower rail (1085/6100 and 6103 Systems)



6100/6103 can also be custom shaped for special baths.
Both are available in silver anodised finish.
6103 is also available in chrome and anodised gold finished.

Model A

91cm, 183cm, 213cm, 244cm



Model B

76cm x 76cm, 91cm x 91cm

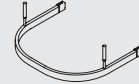


Model C – left
Model D – right
168cm x 76cm



Model E

91cm x 76cm x 91cm



www.silentgliss.co.uk

www.silentglissglobal.com

Silent Gliss Ltd
Pyramid Business Park
Poorhole Lane
Broadstairs
Kent
CT10 2PT
Great Britain

Tel: +44 (0) 1843 863571
Fax: +44 (0) 1843 864503
info@silentgliss.co.uk

Silent Gliss Global Ltd
Pyramid Business Park
Poorhole Lane
Broadstairs
Kent
CT10 2PT
Great Britain

Tel: +44 (0) 1843 874250
Fax: +44 (0) 1843 874457
info@silentglissglobal.com