








Vertical Blind Systems



Application Chart

Dimensions	Operation	Applications	Profile	Features / Options					Fitting Options			Fitting Surfaces				
				Radio Control	Louvre widths (mm)	Mono Operation	Vertical Waves	Child Safety Device	Ceiling Fix	Wall Fix	Recess Fix		Wood	Concrete	Suspended ceiling	
		Single Stack	Profile Number	Std. Bending Radius (mm)	Radio Control	Louvre widths (mm)	Mono Operation	Vertical Waves	Child Safety Device	Ceiling Fix	Wall Fix	Recess Fix	Wood	Concrete	Suspended ceiling	System
		Pair Stack														
		Multiple Stack														
5m		Asymmetric Stack	2601		89 127	●	●	●	●	●	●	●	●	●	●	2810
		Sloping														
		Heavy Duty														
6m		Single Stack	2901		500	89 127	●	●	●	●	●	●	●	●	●	2900
		Pair Stack														
		Multiple Stack														
6m		Single Stack	2901		500	89 127	●	●	●	●	●	●	●	●	●	2950
		Pair Stack														
		Multiple Stack														





www.silentgliss.co.uk

www.silentglissglobal.com

Silent Gliss Ltd
Pyramid Business Park
Poorhole Lane
Broadstairs
Kent
CT10 2PT
Great Britain

Tel: +44 (0) 1843 863571
Fax: +44 (0) 1843 864503
info@silentgliss.co.uk

Silent Gliss Global Ltd
Pyramid Business Park
Poorhole Lane
Broadstairs
Kent
CT10 2PT
Great Britain

Tel: +44 (0) 1843 874250
Fax: +44 (0) 1843 874457
info@silentglissglobal.com